




Date: March 25, 2022

## CERTIFICATE OF COMPLIANCE N° COC-159

This certificate of compliance validates the following			
<b>TEST REPORT NUMBER</b> 'Assessment Reports' are not acceptable	1) DE 15 00 20 2) DE 15 00 20A	<b>CERTIFICATE NUMBER</b>	1116-CPR-159
<b>DATE OF ISSUE</b>	1) 22/10/2015 2) 23/10/2015	<b>DATE OF ISSUE</b>	25/03/2022
<b>DATE OF EXPIRY</b>	Not Applicable	<b>DATE OF EXPIRY</b>	Not Applicable
Manufacturer details			
<b>NAME OF FACTORY/ MANUFACTURER</b>	BOUYER	<b>NAME OF THE BRAND</b>	BOUYER
<b>FACTORY ADDRESS / REGION</b> (STREET / TOWN / CITY / COUNTRY )	1270, avenue de Toulouse 82000 MONTAUBAN FRANCE	<b>MODEL / NO</b>	SERENITY VOICE
<b>WEBSITE</b>	www.bouyer.com	<b>LOGO ON THE PRODUCT</b>	
<b>TEL</b>	+33 (0)5 63 21 30 00	<b>EMAIL</b>	bouyerfrance@bouyer.com





Product Details From Test Report		Reference Test Report page NO																														
<b>DESCRIPTION OF THE PRODUCT</b> (TECHNICAL DETAILS FROM TEST REPORT, SUCH AS ACTUAL FIRE RATINGS/DIMENSIONS/THICKNESS/ SENSITIVITY ETC)	Voice alarm control and indicating equipment (VACIE) with integrated Power Supply Equipment (PSE)	1																														
<b>TEST STANDARD</b> (SUCH AS ASTM/BS EN/ DN ETC)	EN 54-16: 2008 EN 54-4:1997 + 54-4/A1: 2002 + 54-4/A2:2006	1																														
<b>TEST DESCRIPTION</b>	Determination of product type on the basis of type tests carried out in accordance with the annex ZA of the European standards EN 54-16 (July 2008) and EN 54-4 (October 1997) and its amendments A1 (December 2002) and A2 (August 2006)	1																														
<b>SPECIFICATION OF TEST SPECIMEN</b>	Origin of the product: Submitted by the manufacturer Optional functions with requirements integrated	1																														
<b>TEST RESULT</b> (SUCH AS PASSED CRITERIA ___/ COMPLIED TO ___/ DURATION ___/OBSERVATION ___/ETC)	<p>Tests results in compliance with test standards listed below</p> <table border="1"> <thead> <tr> <th colspan="3">Voice alarm control and Indicating Equipment (VACIE)</th> </tr> </thead> <tbody> <tr> <td>Type of enclosure :</td> <td colspan="2">Rack (only 1)</td> </tr> <tr> <td>Maximum number of loudspeaker paths :</td> <td>Open line :</td> <td>6</td> </tr> <tr> <td>Maximum number of loudspeakers by path :</td> <td>Open line :</td> <td>32</td> </tr> <tr> <td>Maximum number of voice alarm zones :</td> <td colspan="2">1</td> </tr> <tr> <td>V.A.C.I.E. composition</td> <td colspan="2">CS 2700 : monitoring unit (maximum 1) Amplifier unit (maximum 6) Amplifier board AA-0060 60W (maximum 6) and Amplifier board AA-0300 280W (maximum 6)</td> </tr> <tr> <td>Optional functions with requirements</td> <td colspan="2">Audible indication, Manual reset of voice alarm condition, Voice alarm manual control, Interface to external control device, Emergency microphone, Redundant power amplifier</td> </tr> <tr> <th colspan="3">Power supply equipment (PSE)</th> </tr> <tr> <td>Main power source</td> <td colspan="2">230 Vac – 50 Hz</td> </tr> <tr> <td>Standby power source</td> <td colspan="2">Board SON 24V 6A MS 40 rack (2 batteries of 12V – 24Ah to 110Ah) Board SON 24V 12A MS 150 rack (4 batteries of 6V – 38Ah to 225Ah or 2 batteries of 12V – 38Ah to 225Ah)</td> </tr> </tbody> </table>	Voice alarm control and Indicating Equipment (VACIE)			Type of enclosure :	Rack (only 1)		Maximum number of loudspeaker paths :	Open line :	6	Maximum number of loudspeakers by path :	Open line :	32	Maximum number of voice alarm zones :	1		V.A.C.I.E. composition	CS 2700 : monitoring unit (maximum 1) Amplifier unit (maximum 6) Amplifier board AA-0060 60W (maximum 6) and Amplifier board AA-0300 280W (maximum 6)		Optional functions with requirements	Audible indication, Manual reset of voice alarm condition, Voice alarm manual control, Interface to external control device, Emergency microphone, Redundant power amplifier		Power supply equipment (PSE)			Main power source	230 Vac – 50 Hz		Standby power source	Board SON 24V 6A MS 40 rack (2 batteries of 12V – 24Ah to 110Ah) Board SON 24V 12A MS 150 rack (4 batteries of 6V – 38Ah to 225Ah or 2 batteries of 12V – 38Ah to 225Ah)		1 and 2
Voice alarm control and Indicating Equipment (VACIE)																																
Type of enclosure :	Rack (only 1)																															
Maximum number of loudspeaker paths :	Open line :	6																														
Maximum number of loudspeakers by path :	Open line :	32																														
Maximum number of voice alarm zones :	1																															
V.A.C.I.E. composition	CS 2700 : monitoring unit (maximum 1) Amplifier unit (maximum 6) Amplifier board AA-0060 60W (maximum 6) and Amplifier board AA-0300 280W (maximum 6)																															
Optional functions with requirements	Audible indication, Manual reset of voice alarm condition, Voice alarm manual control, Interface to external control device, Emergency microphone, Redundant power amplifier																															
Power supply equipment (PSE)																																
Main power source	230 Vac – 50 Hz																															
Standby power source	Board SON 24V 6A MS 40 rack (2 batteries of 12V – 24Ah to 110Ah) Board SON 24V 12A MS 150 rack (4 batteries of 6V – 38Ah to 225Ah or 2 batteries of 12V – 38Ah to 225Ah)																															
<b>PRODUCT APPLICATION GUIDELINE (END USE)</b> (CLEARLY STATE THE END USE WITH SPECIFIC APPLICATION, SUCH AS EXACT FIRE RATING/TO BE INSTALLED IN ___/TO BE INSTALLED AT ___/TO BE CONNECTED WITH ___/TO BE INSTALLED WITH ___ ETC ALONG WITH ANY WARNINGS SUCH AS NOT TO BE USED IN ___/NOT TO BE INSTALLED AT ___/ NOT TO BE INSTALLED WITH ___ ETC.	Voice alarm control and indicating equipment for use in fire detection and fire alarm systems installed in buildings  Power supply equipment for use in fire detection and fire alarm systems installed in buildings	According to the Declaration of performance provided by the manufacturer																														





### Laboratory and Certification body details

<b>NAME OF CERTIFICATION BODY</b>	CNPP Cert. 	<b>NAME OF TEST FACILITY</b>	CNPP 
<b>CERTIFICATION BODY ADDRESS / REGION</b> (STREET / TOWN / CITY / COUNTRY)	Route de la Chapelle Réanville 27950 SAINT MARCEL FRANCE	<b>TEST FACILITY ADDRESS / REGION</b> (STREET / TOWN / CITY / COUNTRY)	Route de la Chapelle Réanville 27950 SAINT MARCEL FRANCE
<b>WEBSITE</b>	www.cnpp.com	<b>WEBSITE</b>	www.cnpp.com
<b>TEL</b>	+33 (0)2 32 53 63 63	<b>TEL</b>	+33 (0)2 32 53 64 49
<b>EMAIL</b>	certification@cnpp.com	<b>EMAIL</b>	lei@cnpp.com
<b>ACCREDITED BY</b> (NAME OF ACCREDITATION BODY WHICH ISSUED ACCREDITATION TO THE CERTIFICATION BODY, ALONG WITH WEBSITE)	COFRAC www.cnpp.com	<b>ACCREDITED BY</b> (NAME OF ACCREDITATION BODY WHICH ISSUED ACCREDITATION TO THE LABORATORY, ALONG WITH WEBSITE)	COFRAC www.cnpp.com
<b>AS PER</b> (STANDARD TO WHICH THE CERTIFICATION BODY IS ACCREDITED TO)	EN ISO/CEI 17065:2012	<b>AS PER</b> (STANDARD TO WHICH YOUR ORGANIZATION IS ACCREDITED TO)	EN ISO/CEI 17025:2017
<b>VALIDITY</b> (EXPIRY DATE OF CERTIFICATION BODY ACCREDITATION)	30/04/2025	<b>VALIDITY</b> (EXPIRY DATE OF LABORATORY ACCREDITATION)	31/07/2026
<b>REFERENCE NUMBER:</b> (CERTIFICATION BODY ACCREDITATION REFERENCE NUMBER TO VERIFY ON THE ACCREDITOR'S WEBSITE)	5-0547	<b>REFERENCE NUMBER:</b> (THE LABORATORY ACCREDITATION REFERENCE NUMBER TO VERIFY ON THE ACCREDITOR'S WEBSITE)	1-0064
<b>CERTIFICATION MARK</b>	CE MARKING - notified body under N°1116		

### (ENDORSEMENT) TO BE SIGNED BY MANUFACTURER

<b>NAME OF MANUFACTURER'S SIGNATORY</b>	David LOUSTAUNAU	<b>SIGNATURE</b>	
<b>EMAIL / TEL</b>	bouyerfrance@bouyer.com +33 (0)5 63 21 30 00	<b>FACTORY OFFICIAL SEAL</b>	
<b>NOTES:</b> I Undertake that all data and information provided are genuine and accurate			

### (ENDORSEMENT) TO BE SIGNED BY CERTIFICATION BODY

<b>NAME OF CERTIFICATION BODY SIGNATORY</b>	Christophe BODIN	<b>SIGNATURE</b>	
<b>EMAIL / TEL</b>	certification@cnpp.com +33 (0)2 32 53 63 63	<b>CERTIFICATION BODY OFFICIAL SEAL</b>	
<b>NOTES:</b> I Undertake that all data and information provided are genuine and accurate			

### ATTACHMENTS:

- COPY OF 'CERTIFICATE OF COMPLIANCE' ISSUED BY CERTIFICATION BODY (OLD OR NEW)

## CERTIFICATE OF COMPLIANCE

**QCD-159**

The products below:

### Product Model : SERENITY VOICE – BOUYER (Voice Alarm Control and Indicating Equipment (V.A.C.I.E.) with integrated power supply)

VOICE ALARM CONTROL AND INDICATING EQUIPMENT (V.A.C.I.E.)			
Type of enclosure :	Rack (only 1)	Maximum number of voice alarm zones:	1
Maximum number of loudspeaker paths:		Open line :	6
Maximum number of loudspeakers by path :		Open line :	32
V.A.C.I.E. composition	CS 2700: monitoring unit (maximum 1) Amplifier unit (maximum 6) Amplifier board AA-0060 60W (maximum 6) and Amplifier board AA-0300 280W (maximum 6)		
Optional functions with requirements:	Audible indication, Manual reset of voice alarm condition, Voice alarm manual control, Interface to external control device, Emergency microphone, Redundant power amplifier		
POWER SUPPLY EQUIPMENT (PSE)			
Main power source	230 Vac – 50 Hz		
Standby power source	Board SON 24V 6A MS 40 rack (2 batteries of 12V – 24Ah to 110Ah) Board SON 24V 12A MS 150 rack (4 batteries of 6V – 38Ah to 225Ah or 2 batteries of 12V – 38Ah to 225Ah)		

*placed on the market by*

**BOUYER Industrie**

1270, avenue de Toulouse – 82000 MONTAUBAN – FRANCE

*and produced in the factory*

**BOUYER Industrie** - 1270, avenue de Toulouse – 82000 MONTAUBAN – FRANCE

*are submitted by the manufacturer to a factory production control (FPC) and to further testing of samples taken at the factory in accordance with a prescribes test plan.*

*The approved body, CNPP Cert., has performed the initial type-testing for the relevant characteristics of the product, the initial inspection of the factory and of the FPC and performs the continuous surveillance, assessment and approval of the FPC.*

**This certificate attests that all provisions concerning the assessment and verification of constancy of performance according to system 1 and the characteristics described in ZA annex of the standards EN 54-16:2008, EN 54-4:1997+A1:2002+A2:2006 were applied and that the product fulfils all prescribed requirements.**

*This certificate was first issued on 25/03/2022 and remains valid as long as the conditions laid down in the harmonised technical specification in reference or the manufacturing conditions in the factory or the FPC itself are not modified significantly.*

On 25/03/2022

  
**Christophe BODIN**  
 JFR Manager of CNPP Cert.